



CONTRACT AMENDMENT – PERFORMANCE FRAMEWORK

This Charter Contract Amendment is executed on this 9th day of April 2024, by and between the Maine Charter School Commission and **Maine Academy of Natural Sciences**, to replace the Performance Framework, Exhibit C of the Charter Contract with the Performance Framework version below. This revised framework is in effect for the 2023-24 school year.

Maine Charter School Commission

DocuSigned by:


DCD3858F0ACD409...

Norman E. Higgins, Commission Chair

5/1/2024

Date

Maine Academy of Natural Sciences

DocuSigned by:

8E9BDBC3575D424...

Mike Muir, Board Chair

5/1/2024

Date

DocuSigned by:

C138E2B49F0D45B...

Matt Newberg, Head of School

4/12/2024

Date

Maine Academy of Natural Sciences
APPROVED BY THE COMMISSION on Feb. 13, 2024



PERFORMANCE FRAMEWORK

Charter school authorizers are responsible for maintaining high standards for school performance, upholding school autonomy, and protecting student and public interests. Using a performance contract as both a guide and a tool, the Maine Charter School Commission maintains high standards and manages charter school performance—not by dictating inputs or controlling processes—but by setting expectations and holding charter districts accountable for results. The Maine Charter School Commission engages in responsible and effective performance management by ensuring charter districts have the autonomy to which they are entitled and the public accountability for which they are responsible.

The Maine Charter School Commission's relationship with the charter districts it authorizes begins with a bargain for performance. The Maine Charter School Commission agrees to entrust a charter district's governing board with public dollars and public school students and to give it broad autonomy over how it achieves agreed-upon goals. In return, the school's board commits to achieving specified results, managing public funds responsibly, complying with its legal obligations, and providing a quality education to the students in its care.

In order for this bargain of autonomy in exchange for accountability to work, it is essential that the Maine Charter School Commission establish, maintain, and enforce high performance standards for all schools in its portfolio. This includes not only holding schools accountable for the academic performance of all of their students, which should always be the primary measure of quality, but also holding schools accountable for financial and organizational performance. The critical first step in effective performance management is to set and communicate clear and rigorous expectations for performance. Schools need clearly defined standards, so they know what is expected of them, and the Maine Charter School Commission needs them to manage performance effectively by holding schools accountable for outcomes without attempting to control inputs.

The National Association of Charter School Authorizers' (NACSA's) Principles & Standards for Quality Charter School Authorizing

(2012) emphasizes that a quality authorizer establishes standards for school performance that are clear, quantifiable, rigorous, and attainable. NACSA also recommends that authorizers develop and formally adopt a Performance Framework that includes academic, financial, and organizational performance measures for use by schools and authorizers to establish expectations, guide practice, assess progress, and inform decision making over the course of the charter term and at renewal or revocation.

The three areas of performance covered by the framework—academic, financial, and organizational, form the backbone of the Maine Charter School Commission's performance management system. This framework enables effective performance management and promotes school success by establishing and communicating performance expectations for all schools in the MCSC's portfolio in a way that is objective, transparent, and directly related to school quality.

The Performance Framework benefits both the Maine Charter School Commission and charter districts it authorizes. The framework promotes transparency and objectivity in authorizing and protects school autonomy. It enables charter school performance contracting to function as intended by providing both charter districts and the Maine Charter School Commission with clarity about expected outcomes, objective evidence of achievement, and a comprehensive tool for evaluating results.

The framework promotes transparency and objectivity by putting the authorizer on record and schools, parents, stakeholders, and the public on notice about the performance standards that will be used to evaluate whether or not a school is successful and is living up to its end of the charter bargain. The framework helps to establish expectations at the beginning of the school's operation so that there will be no surprises when a school is held accountable for meeting them over the course of the charter term and at renewal.

The framework protects school autonomy by clarifying in objective terms the performance data the Maine Charter School Commission will collect and the outcomes that it expects and will evaluate. The framework helps to establish the boundaries of the parties' relationship and define the rights and responsibilities of both the charter school and the Maine Charter School Commission.

SECTION 1: STUDENT ACHIEVEMENT

Student Performance: The school consistently makes progress in student academic achievement for all students.

FRAMING QUESTIONS:

Is the school an academic success?

Is the school adequately preparing students for their desired post-secondary outcomes?

Criterion	Indicator	Target	Rating
1.1a	Student Academic Proficiency - MDOE Through-Year Assessment, ELA	Schools will report the percentage of students assessed at each grade level, and at the campus and district levels. Schools will report the percentage of students “at state expectation” and “above state expectation” on proficiency.	Exceeding Expectations ≥5% of state average of schools “at or above state expectation”
			Meeting Expectations Between ≥-5% and <5% of state average of schools “at or above state expectation”
			Approaching Expectations Between ≥-15% and <-5% of state average of schools “at or above state expectation”
			Not Meeting Expectations <-15% of state average of schools “at or above state expectation”

1.1b	Student Academic Proficiency - MDOE Through-Year Assessment, Math	<p>Schools will report the percentage of students assessed at each grade level, and at the campus and district levels.</p> <p>Schools will report the percentage of students “at state expectation” and “above state expectation” on proficiency.</p>	<p>Exceeding Expectations ≥5% of state average of schools “at or above state expectation”</p> <p>Meeting Expectations Between ≥-5% and <5% of state average of schools “at or above state expectation”</p> <p>Approaching Expectations Between ≥-15% and <-5% of state average of schools “at or above state expectation”</p> <p>Not Meeting Expectations <-15% of state average of schools “at or above state expectation”</p>
1.1c	Proficiency by subgroup, Through-Year Assessment, ELA	<p>Schools will report the percentage of students in each reportable subgroup* assessed at each grade level, and at the campus and district levels.</p> <p>Schools will report the percentage of students in each reportable subgroup “at state expectation” and “above state expectation” on proficiency.</p> <p>Comparable subgroups include: Students on IEPs, Multilingual Learners, Economically Disadvantaged, Race, Ethnicity</p>	<p>Exceeding Expectations ≥5% of state average of schools “at or above state expectation” for comparable subgroup</p> <p>Meeting Expectations Between ≥-5% and <5% of state average of schools “at or above state expectation” for comparable subgroup</p>

		<p><i>*To be reported, subgroups must have at least 10 students.</i></p>	<p>Approaching Expectations Between $\geq -15\%$ and $< -5\%$ of state average of schools “at or above state expectation” for comparable subgroup</p>
			<p>Not Meeting Expectations $< -15\%$ of state average of schools “at or above state expectation” for comparable subgroup</p>
<p>1.1d</p>	<p>Proficiency by subgroup, Through-Year Assessment, Math</p>	<p>Schools will report the percentage of students in each reportable subgroup* assessed at each grade level, and at the campus and district levels.</p> <p>Schools will report the percentage of students in each reportable subgroup “at state expectation” and “above state expectation” on proficiency.</p> <p>Comparable subgroups include: Students on IEPs, Multilingual Learners, Economically Disadvantaged, Race, Ethnicity</p> <p><i>*To be reported, subgroups must have at least 10 students.</i></p>	<p>Exceeding Expectations $\geq 5\%$ of state average of schools “at or above state expectation” for comparable subgroup</p>
			<p>Meeting Expectations Between $\geq -5\%$ and $< 5\%$ of state average of schools “at or above state expectation” for comparable subgroup</p>
			<p>Approaching Expectations Between $\geq -15\%$ and $< -5\%$ of state average of schools “at or above state expectation” for comparable subgroup</p>
			<p>Not Meeting Expectations: $< -15\%$ of state average of schools “at or above state expectation” for comparable subgroup</p>

1.2	Reading on Grade Level - 3rd Grade	Not Applicable	The Commission will monitor a charter school's percentage of students reading on grade level at the end of third grade.
1.3.a	<p>Student Academic Growth: NWEA MAP Growth 3rd-8th</p> <p><i>(Outcomes will be based on the NWEA MAP Growth Assessment - fall to spring - unless the school has received a waiver for the spring administration and is only administering the MDOE Through Year Assessment)</i></p>	Not Applicable	<p>Exceeding Expectations Exceeds 55%</p> <p>Meeting Expectations Between 45%-54.9%</p> <p>Approaching Expectations Between 35%-44.9%</p> <p>Not Meet Expectations Below 35%</p>
1.3.b	<p>Student Academic Growth: NWEA MAP Growth 3rd-8th</p> <p><i>(Outcomes will be based on the NWEA MAP Growth Assessment - fall to spring - unless the school has received a waiver for the spring administration and is only administering the MDOE Through Year Assessment)</i></p>	Not Applicable	<p>Exceeding Expectations Exceeds 55%</p> <p>Meeting Expectations Between 45%-54.9%</p> <p>Approaching Expectations Between 35%-44.9%</p> <p>Not Meeting Expectations Below 35%</p>
1.3.c	Student Academic Growth: NWEA MAP Growth 3rd-		<p>Exceeding Expectations Exceeds 55%</p> <p>Meeting Expectations</p>

	<p>8th</p> <p><i>(Outcomes will be based on the NWEA MAP Growth Assessment - fall to spring - unless the school has received a waiver for the spring administration and is only administering the MDOE Through Year Assessment)</i></p>	<p>Not Applicable</p>	<p>Between 45%-54.9%</p> <p>Approaching Expectations Between 35%-44.9%</p> <p>Not Meeting Expectations Below 35%</p>
<p>1.4a</p>	<p>Subgroup Performance: Maine State Assessment (NWEA MAP) 3rd-8th</p> <p><i>(Outcomes will be based on the NWEA MAP Growth Assessment - fall to spring - unless the school has received a waiver for the spring administration and is only administering the MDOE Through Year Assessment)</i></p>	<p>Not Applicable</p>	<p>Exceeding Expectations Exceeds 55%</p> <p>Meeting Expectations Between 45%-54.9%</p> <p>Approaching Expectations Between 35%-44.9%</p> <p>Not Meeting Expectations Below 35%</p>
<p>1.4b</p>	<p>Subgroup Performance: Maine State Assessment (NWEA MAP) 3rd-8th</p> <p><i>(Outcomes will be based on the NWEA MAP Growth Assessment - fall to spring -</i></p>	<p>Not Applicable</p>	<p>Exceeding Expectations Exceeds 55%</p> <p>Meeting Expectations Between 45%-54.9%</p> <p>Approaching Expectations Between 35%-44.9%</p>

	<i>unless the school has received a waiver for the spring administration and is only administering the MDOE Through Year Assessment)</i>		Not Meeting Expectations Below 35%
1.4c	<p>Subgroup Performance: Maine State Assessment (NWEA MAP) 3rd-8th</p> <p><i>(Outcomes will be based on the NWEA MAP Growth Assessment - fall to spring - unless the school has received a waiver for the spring administration and is only administering the MDOE Through Year Assessment)</i></p>	Not Applicable	<p>Exceeding Expectations Exceeds 55%</p> <p>Meeting Expectations Between 45%-54.9%</p> <p>Approaching Expectations Between 35%-44.9%</p> <p>Not Meeting Expectations Below 35%</p>
1.5	4 Year High School Completion	<p>4-year high school graduation rate (current cohort)</p> <p>Schools will meet annual goals*:</p> <p>2023- 86%</p> <p>2024- 87%</p> <p>2025- 87%</p> <p>2026- 88%</p> <p>2027- 88%</p> <p>2028- 89%</p> <p>2029- 89%</p> <p>2030- 90%</p> <p><i>*The state of Maine goal is 90% graduation rate by the end of</i></p>	<p>Exceeding Expectations Exceeds 90%</p> <p>Meeting Expectations Meets annual target</p> <p>Approaching Expectations Less than 5% below target</p> <p>Not Meeting Expectations 5% or more below target</p>

		<p>2030.</p> <p>Maine Department of Education Graduation Rates by Year</p>	
1.5a	5- and 6-Year High School Completion	<p>5- and 6-year high school graduation rate (current cohort)</p> <p>Schools will meet annual goals*:</p> <p>2023- 86%</p> <p>2024- 87%</p> <p>2025- 87%</p> <p>2026- 88%</p> <p>2027- 88%</p> <p>2028- 89%</p> <p>2029- 89%</p> <p>2030- 90%</p> <p><i>*The state of Maine goal is 90% graduation rate by the end of 2030.</i></p> <p>Maine Department of Education Graduation Rates by Year</p>	<p>Exceeding Expectations Exceeds 90%</p>
			<p>Meeting Expectations Meets annual target</p>
			<p>Approaching Expectations Less than 5% below target</p>
			<p>Not Meeting Expectations 5% or more below target</p>
1.6.a	Post-Secondary Readiness	<p>School will meet goal of 75%-85% students meeting one of the following by the end of 12th grade:</p> <ul style="list-style-type: none"> • Accuplacer The College Readiness indicator with scores of 239 or above in reading and a 226 or above in math or; • SAT scores of EBRW 530 or higher and 520 or higher in math or; • ASVAB score of 31 or higher. <p><i>Participation under 95% may result in an investigation from MCSC to determine potential interventions.</i></p>	<p>Exceeding Expectations 85% or more students are meeting or exceeding the goal in both reading and math</p>
			<p>Meeting Expectations 75%-85% of students are meeting or exceeding the goal in both reading and math</p>

			<p>Approaching Expectations 60%-75% of students are meeting or exceeding the goal in both reading and math OR the school is meeting expectations in reading OR math, but not both. Not Meeting Expectations: 60% or fewer students are meeting or exceeding the goal in both reading and math</p>
		<p>Student subgroups will meet goal of 75%-85% students meeting one of the following by the end of 12th grade:</p> <ul style="list-style-type: none"> ● <u>Accuplacer</u> The College Readiness indicator with scores of 239 or above in reading and a 226 or above in math or; ● <u>SAT scores</u> of EBRW 530 or higher and 520 or higher in math or; ● <u>ASVAB score</u> of 31 or higher. <p>The school will provide achievement data of major subgroups (English learner, special education, sex, economically disadvantaged, 504, ethnic and racial minorities).</p> <p><i>*To be reported, subgroups must have at least 10 students.</i></p>	<p>Not Meeting Expectations 60% or fewer students are meeting or exceeding the goal in both reading and math</p> <hr/> <p>Exceeding Expectations 85% or more students are meeting or exceeding the goal in both reading and math</p> <hr/> <p>Meeting Expectations 75%-85% of students are meeting or exceeding the goal in both reading and math</p> <hr/> <p>Approaching Expectations 60%-75% of students are meeting or exceeding the</p>

			<p>goal in both reading and math OR the school is meeting expectations in reading OR math, but not both.</p> <p>Not Meeting Expectations 60% or fewer students are meeting or exceeding the goal in both reading and math</p>
1.6.c	Post-Secondary Readiness: Post-Secondary Activity	At the end of their graduating year, 70% -80% of each schools' students will have successfully ¹ participated in at least one post-secondary activity such as <u>(and not limited to)</u> college course, Advanced Placement course, certificate program, career technical coursework or internship.	Exceeding Expectations Exceeds 80%
			Meeting Expectations 70% - 79.9%
			Approaching Expectations 60% - 69.9%
			Not Meeting Expectations Fewer than 60%
1.6.d	Post-Secondary Readiness: FAFSA	<p>The Commission will monitor a charter school's ability to support students with FAFSA completion.</p> <p>Schools will report annual rates and school-supported opportunities for FAFSA support.</p>	School has reported the annual rates and provided opportunities for FAFSA support

¹ Successfully is defined as passing, meeting appropriate standards, or other clearly defined measure of success.

1.7	Student Attendance	<p>Chronic absenteeism rate</p> <p>Schools will have 10%-18% or fewer students classified as chronically absent on the last day of school.²</p> <p>Chronic absenteeism rates will be reported at both the campus and district levels.</p> <p>PreK rates are not part of MDOE’s chronic absenteeism calculations. Schools will report PreK chronic absenteeism rates, though this target outcome will not be rated.</p>	<p>Exceeding Expectations Fewer than 10%</p>
			<p>Meeting Expectations 10%-18%</p>
			<p>Approaching Expectations 17.9% - 25%</p>
			<p>Not Meeting Expectations Greater than 25%</p>

RATINGS AND EVALUATION IN THIS SECTION IS DEPENDANT ON PERFORMANCE IN THE PREVIOUS SECTION

Program Delivery: The school delivers a high-quality academic program that meets the needs of all students.

(Only used for a Charter District Leadership’s evaluation when **two** CRITERIA in SECTION 1 are Approaching Expectations or Does Not Meet Expectations for **two or more evaluation cycles in the same criteria.**

Criterion	Indicator	Target	Rating
1.8	Curriculum	The school’s documented curriculum is aligned to the Maine Learning Results; is aligned vertically between grades and horizontally across classrooms at the same grade level; provides lessons and materials that represent a variety of cultures and perspectives; and supports opportunities for all students to master these skills and concepts. The curriculum is regularly reviewed and revised.	<p>Refer to the Commission’s Intervention Protocol.</p> <p>Schools will likely be required to submit a self-assessment and the Commission conducts classroom observations, interviews/focus groups/document review as</p>

² Students are labeled chronically absent if they miss more than 18 days, or 10% of the school year.

1.9	Instruction	The school staff has a common understanding of high-quality instruction. Instructional practices are aligned to this common understanding. Instructional practices are based on high expectations for all students and reflect cultural proficiency. Instruction fosters student engagement. Classroom environments are conducive to learning.	applicable to analyze each Program Delivery Component.
1.10	Assessment	Teachers and administrators use disaggregated qualitative and quantitative data to modify instruction to improve academic and non-academic outcomes for all students and subgroups. School staff and administrators use disaggregated data to evaluate the quality and effectiveness of its program to serve all students and modify the program in order to improve student outcomes.	
1.11	Support for All Learners	The school has a proactive system (such as MTSS/RTI) to effectively identify and address all students' strengths and needs for academic, behavioral, and social-emotional development through a tiered support model, as well as providing Special Education and English Learner services as required by law. Data and progress monitoring are used to ensure that all students across all subgroups have equal access and equitable support, interventions, and resources to achieve, grow, and advance. The school regularly uses data to evaluate and modify its support programming to ensure student success.	

If the school has more than 18% students chronically absent OR the school maintains approaching for 2 successive accountability cycles, MCSC will measure:

1.12 is only used for an Charter District Leadership's evaluation when, on CRITERIA 1.7, the school is above 18% students chronically absent OR the school maintains approaching expectations for 2 successive accountability cycles.

1.12	Student Attendance	Chronic absenteeism rate	Chronic absenteeism as it relates to the state average Absentee trends over time (growth)/ability to change trends
------	--------------------	--------------------------	---

SECTION 2: SCHOOL CLIMATE AND FAMILY ENGAGEMENT

The school creates safe, positive, healthy, culturally responsive, inclusive, and welcoming learning environments. These environments cultivate supportive, authentic relationships and a strong sense of belonging and connection, which value the diverse assets and voices of all students, staff, and families.

Framing Question:

Does the school provide the conditions for students to be successful?

Criterion	Indicator	Target	Rating
2.1	State Compliance	The school operates in compliance with the terms of its charter and applicable federal and state laws and regulations regarding public Charter District Leaderships, including exclusionary practices. MRSA 20-A Title 20-A, Chapter 112: Public Charter District Leaderships Individuals with Disabilities Education Act (IDEA)	No rating is provided for <i>Criterion 2.1: State Compliance</i> . Site visit reports that include a section for this criterion identify specific concerns the school must address.
2.2	Family Engagement: Panorama School	Results from 3/3 required scales* on the Family Panorama School Climate Survey will be 50% or	Exceeding Expectations 3 of the 3 required scales are 50% or higher when compared to like schools

	<p>Climate Survey- Family Results</p>	<p>higher when compared to like schools (%FRL, grade band, urban/rural).</p> <p>Participation must be a minimum of 35% in order to qualify. Participation under 35% will automatically result in a “does not meet standard.”</p> <p><i>*Required Scales: School Climate, Safety, and School Fit</i></p>	<p>Meeting Expectations 2 of the 3 required scales are 50% or higher when compared to like schools</p> <hr/> <p>Approaching Expectations 1 of the 3 required scales are 50% or higher when compared to like schools</p> <hr/> <p>Not Meeting Expectations 0 of the 3 required scales are 50% or higher when compared to like schools OR participation rate is less than 35%</p>
<p>2.3</p>	<p>School Climate: Panorama School Climate Survey- Student Results</p>	<p>Results from 4/4 of the required scales* on the Student Panorama School Climate Survey will be 50% or higher when compared to like schools (%FRL, grade band, urban/rural).</p> <p>Participation among eligible students must be a minimum of 75% in order to qualify. Participation under 75% will automatically result in a “does not meet standard.”</p> <p><i>*Required Scales: School Climate, Safety, Rigorous Expectations and Teacher-Student Relationships</i></p>	<p>Exceeding Expectations 4 of the 4 required scales are 50% or higher when compared to like schools</p> <hr/> <p>Meeting Expectations 3 of the 4 required scales are 50% or higher when compared to like schools</p> <hr/> <p>Approaching Expectations 2 of the 4 required scales are 50% or higher when compared to like schools</p> <hr/> <p>Not Meeting Expectations Fewer than 2 of the required scales are 50% or higher when compared to like schools OR participation rate is less than 75%</p>

<p>2.4</p>	<p>School Climate: Panorama School Climate Survey-Teacher Results</p>	<p>Results from at least 4/4 of the required scales* on the Teacher Panorama School Climate Surveys will be 50% or higher when compared to like schools (%FRL, grade band, urban/rural).</p> <p>Participation must be a minimum of 75% in order to qualify. Participation under 75% will automatically result in a “does not meet standard.”</p> <p><i>*Required Scales: School Climate, Leadership, Professional Learning and Feedback and Coaching</i></p>	<p>Exceeding Expectations 4 of the 4 required scales are 50% or higher when compared to like schools</p> <hr/> <p>Meeting Expectations 3 of the 4 required scales are 50% or higher when compared to like schools</p> <hr/> <p>Approaching Expectations 2 of the 4 required scales are 50% or higher when compared to like schools</p> <hr/> <p>Not Meeting Expectations Fewer than 2 of the required scales are 50% or higher when compared to like schools OR participation rate is less than 75%</p>
<p>2.5</p>	<p>School Climate: Panorama School Climate Survey-Staff Results</p>	<p>Results from at least 4/4 of the required scales* on the Staff Panorama School Climate Surveys will be 50% or higher when compared to like schools (%FRL, grade band, urban/rural).</p> <p>Participation must be a minimum of 75% in order to qualify. Participation under 75% will automatically result in a “does not meet standard.”</p> <p><i>*Required Scales: School Climate, Leadership, Professional Learning and Feedback and Coaching</i></p>	<p>Exceeding Expectations 4 of the 4 required scales are 50% or higher when compared to like schools</p> <hr/> <p>Meeting Expectations 3 of the 4 required scales are 50% or higher when compared to like schools</p> <hr/> <p>Approaching Expectations 2 of the 4 required scales are 50% or higher when compared to like schools</p>

			<p>Not Meeting Expectations Fewer than 2 of the required scales are 50% or higher when compared to like schools OR participation rate is less than 75%</p>
2.6	School Climate: Panorama Survey Action Plan	Annually, the school will review its Panorama Education School Climate survey results and develop an action plan to address areas for continued improvement. Plan and outcome will be submitted to the Commission.	<p>Meeting Expectations School develops and implements plan</p>
			<p>Approaching Expectations School develops and partially implements plan</p>
			<p>Not Meeting Expectations School does not develop or does not implement plan</p>

RATINGS AND EVALUATION IN THIS SECTION IS DEPENDANT ON PERFORMANCE IN THE PREVIOUS SECTION

Capacity: The school sustains a well-functioning organizational structure and creates a professional, inclusive, respectful, and welcoming working climate for all staff.

Only use for a Charter District Leadership’s evaluation when **two of the** CRITERIA in SECTION 2 fall into Approaching Expectations or Does Not Meet Expectations for **two or more evaluation cycles in the same criteria.**

Criterion	Indicator	Target	Rating
2.7	School Systems and Leadership	The school's leadership team implements school academic programming and operations in a manner to meet a clearly defined mission and set of goals. The school defines and delineates clear roles and responsibilities among leaders,	Refer to the Commission's Intervention Protocol.

		<p>staff, management, and board of trustee members. The school has clear and well-understood systems for decision-making and communication processes among all members of the school community.</p> <p>School leadership fosters a culture of accountability, trust, and collaboration with school stakeholders to promote joint responsibility for student learning. Based on data, school leadership takes concrete and ambitious steps to close identified achievement, access, and opportunity gaps. School leadership sets goals and establishes systems and structures for the recruitment, development, and retention of educators reflective of the racial and ethnic composition of the students and families it serves. School leadership ensures an inclusive, respectful environment for all staff.</p>	<p>School will likely be required to submit a self-assessment and the Commission staff conducts interviews/focus groups/document review as applicable to analyze each Capacity Component.</p>
2.8	Professional Climate	<p>The school staff frequently collaborate and engage in professional development to improve implementation of the curriculum and instructional practice. The school implements a comprehensive professional learning culture that supports the development of effective educators. The school develops staff capacity to examine and dismantle implicit biases and systemic inequalities in order to create environments in which all students can deeply learn, grow, and thrive.</p> <p>All school staff are provided the tools and resources to perform their responsibilities and meet expectations for performance. An objective and transparent system is in place for monitoring individual staff performance against established expectations, which includes a formal process of evaluation for all employees, including teachers.</p>	

SECTION 3: ORGANIZATIONAL SUSTAINABILITY

Effective Governing Boards: Members of the Governing Board uphold their responsibilities under Maine law and regulations to act as public agents authorized by the state and provide competent and appropriate governance to ensure the success and sustainability of the school.

Facilities: The school maintains a facility that allows the school’s mission to excel.

**Framing Question:
Is the school an effectively run and sustainable organization?**

Criterion	Indicator	Target	Rating
3.1	Governing Board effectiveness	<p>Legal and Fiduciary Responsibilities:</p> <ul style="list-style-type: none"> Board of trustee members are active and engaged, fulfill their legal responsibilities and obligations, comply with the board’s bylaws, and always act in the best interests of the school community. <p>Talent strategy and accountability</p> <ul style="list-style-type: none"> The Governing Board demonstrates appropriate oversight of the Charter District Leadership administration, financial health, progress towards meeting academic and other school goals, and alignment with the mission and other terms of the charter, without managing the day-to-day operations of the school. The board conducts appropriate oversight of the officers and leaders of the organization, including an annual evaluation of the leader and considers succession planning. <p>Culture of Collaboration</p> <ul style="list-style-type: none"> The Governing Board has clear and well-understood systems for decision-making and communication processes; board of trustee’s meetings are designed 	<p>Lower Risk Board has fulfilled contract obligations as charter contract holder in the State of Maine</p> <hr/> <p>Moderate Risk Board has demonstrated a lack of capacity to be a strong contracting partner and may have failed to fulfill some contract obligations as charter contract holder in the State of Maine. MCSC may develop a monitoring plan to ensure the solvency of the school</p>

		<p>to foster open, deliberate, and thorough discussions to facilitate and ensure public accountability.</p> <p>Focus on Improvement</p> <ul style="list-style-type: none"> The Governing Board engages in continuous and strategic improvement planning by setting, and regularly monitoring progress relative to, priorities and goals that are aligned with the school’s mission, vision, and educational philosophy and the accountability cycles of the authorizer. 	<p>High Risk Board has not fulfilled contract obligations as a charter contract holder in the State of Maine. MCSC may intervene with mitigation measures or other intervention protocols</p>
3.2	Public Accountability: Transparent, responsive, and legally compliant Board operations	The Governing Board will hold a minimum of 6 meetings per school year ³ in accordance with approved bylaws and in accordance with the Freedom of Access Act (FOAA).	<p>Meeting Expectations 6 or more meetings</p>
			<p>Not Meeting Expectations 5 or fewer meetings</p>
3.3	Public Accountability: Transparent, responsive, and legally compliant Board operations	Timely ⁴ publication of Board meeting agenda and minutes upon approval and submission to the Charter Commission, that thoroughly captures the discussion and decisions of the board.	<p>Meeting Expectations All minutes and agendas posted timely</p>
			<p>Approaching Expectations 1-2 items not posted timely</p>
			<p>Not Meeting Expectations 3 or more not posted timely</p>

³ A school year is July 1 – June 30

⁴ Timely is defined as posting agenda a minimum of 5 business days before the meeting and for minutes, posting within 5 business days of approval.

3.4	Reporting Accuracy and Timeliness	80%-90% of reports are submitted on time and are accurate and complete.	<p>Exceeding Expectations More than 90% of reports are submitted on time and are accurate and complete</p> <p>Meeting Expectations 80%-89.9% of reports are submitted on time and are accurate and complete</p> <p>Approaching Expectations 70%-79.9% of reports are submitted on time and are accurate and complete</p> <p>Not Meeting Expectations Fewer than 70% of reports are submitted on time and are accurate and complete</p>
3.5	Board Training	Board members will engage in a baseline of annual training and development using the following guidelines. (LINK)	<p>Exceeding Expectations Board provides evidence of development opportunities, such as: an annual board retreat, third-party consultation for board training on identified growth areas, an annual self-governance evaluation process, etc. and has completed 100% of required courses</p>

			<p>Meeting Expectations 100% of required courses have been taken and evidence is provided</p> <p>Approaching Expectations 80%-99.9% of required courses are taken and evidence is provided</p> <p>Not Meeting Expectations Less than 80% of required courses have been completed</p>
3.6	Facility meets Local and State requirements	<p>The school certifies that its facility (or facilities) meets all local and state requirements for public school facilities, including current Certificate of Occupancy and a Plan for maintenance and capital improvements of school facilities consistent with <i>20-A M.R.S. §§ 1001(2), 4001, 4502(5)(C); Maine DOE Rule Chapter 125.5.03 and 20-A M.R.S. §§ 6302, 6501; Maine DOE Rule Chapter 125.5.10</i></p> <p>Public School Approval Requirements and Citation Chart</p>	<p>Exceeding Expectations Charter District Leadership has obtained an environmentally friendly certification such as LEED and it approved by the Board</p> <p>Meeting Expectations Certified as required and approved by the Board</p> <p>Not Meeting Expectations Not certified as required</p>
3.7	Facility supports Programming	<p>The facility provides a safe, clean, and aesthetically pleasing campus environment that optimizes learning, teaching, and working for all students, faculty, and staff.</p>	<p>Meeting Expectations Facility provides a campus environment that optimizes learning, teaching and working that supports mission and key design element implementation</p>

			<p>Approaching Expectations Facility partly, but not fully, provides a campus environment that optimizes learning, teaching and working that supports mission and key design element implementation</p>
			<p>Not Meeting Expectations Facility does not provide a campus environment that optimizes learning, teaching and working that supports mission and key design element implementation</p>

SECTION 4: FINANCIAL MANAGEMENT AND VIABILITY
The school maintains a sound and stable financial condition and operates in a financially sound and publicly accountable manner.
Framing Question:
Is the school financially viable?

Criterion	Indicator	Target	Rating
4.1.a	Current Ratio (Near-Term Measures)	Current ratio is greater than or equal to 1.1.	Lower Risk Greater than 1.5

		<i>Current assets divided by current liabilities</i>	<p>Moderate Risk 1.0 - 1.5</p> <p>High Risk Less than 1</p>
4.1.b	Unrestricted Days Cash on Hand (Near-Term Measures)	<p>Unrestricted days cash will be at least 30 days.</p> <p><i>Unrestricted cash divided by ([total expenses minus depreciation expense]/365)</i></p>	<p>Lower Risk 60 or more days</p> <p>Moderate Risk 30-60 days</p> <p>High Risk Fewer than 30 days</p>
4.1.c	Enrollment Variance (Near-Term Measures)	<p>Actual enrollment is within 5% of the enrollment projected in the approved budget.</p> <p><i>Actual Enrollment divided by Enrollment Projection in Charter District Leadership Board Approved Budget</i></p>	<p>Lower Risk Actual within 2% of the projected enrollment</p> <p>Moderate Risk Variance is between 2 and 5%</p> <p>High Risk Variance is greater than 5% of the projected enrollment</p>
4.1.d	Financial Obligations Default (Near-Term Measures)	<p>The school meets all debt and real estate lease obligations.</p> <p><i>Failure to make required lease, principal and interest payments on-time or to meet covenant terms.</i></p>	<p>Lower Risk Not in default and not delinquent</p> <p>Moderate Risk In default and/or delinquent and has obtained waivers from lenders and/or lessors</p> <p>High Risk</p>

			In default and/or delinquent and has not obtained waivers from lenders and/or lessors
4.2.a	Total Margin (Sustainability Measures)	The School's Aggregated Three-Year Total Margin is positive, and the most recent year Total Margin is positive. <i>Net Surplus divided by Total Revenue</i>	Lower Risk Aggregated Three-Year Total Margin is at least 1.5% and the most recent year Total Margin is positive
			Moderate Risk Aggregated Three-Year Total Margin is positive or zero AND the current year Total Margin \geq -10%
			High Risk Aggregated Three-Year Total Margin is negative OR the current year Total Margin is $<$ -10%
4.2.b	Debt to asset ratio (Sustainability Measure)	The debt to asset ratio will be less than 90%. <i>Total Liabilities divided by Total Assets</i>	Lower Risk Less than 90%
			Moderate Risk 90 to 100%
			High Risk Greater than 100%
4.2.c	Cash Flow (Sustainability Measure)	Charter District Leadership maintains a positive cumulative 2-year cash flow.	Lower Risk A positive cumulative 2-year cash flow and positive cash flow in the most recent year.

		<p><i>Cash Flow = Net Annual Change in Unrestricted Cash. Cumulative Cash Flow is the sum of current and prior year Cash Flow</i></p>	<p>Moderate Risk A positive cumulative 2-year cash flow</p>
			<p>High Risk Does not have a positive cumulative 2-year cash flow</p>
4.2.d	Financial Obligations Coverage Ratio (Sustainability Measure)	<p>Charter District Leadership is able to pay current debt principal and interest and lease payments from the current year surplus.</p> <p><i>(Net Surplus + Depreciation + Interest + Lease Expense) / (Annual Principal + Interest + Lease Payments)</i></p>	<p>Lower Risk Exceeds 1.1</p>
			<p>Moderate Risk Is 1.0 to 1.1</p>
			<p>High Risk Is less than 1.0</p>
4.3	Financial Planning and Budgeting	<p>School publishes a 3-year annual financial plan that includes a 2-year annual budget and a 1-year projection for year 3 that is board approved.</p> <p>The 3-year annual financial plan is due on June 30th.</p>	<p>Meeting Expectations School annually publishes a 3-year financial plan that includes a budget for the next 2-years and a 1-year projection for year 3.</p>
			<p>Not Meeting Expectations School has not published a current 3-year financial plan that includes a budget for the next 2-years and a 1-year projection for year 3.</p>
<p><i>If Oct 1st number is 10% or more below the contracted enrollment, the school must submit a Recruitment Plan and Supporting Materials to the Commission by January 1st.</i></p>			
<p>4.4 is only used when, on CRITERIA 4.1c, the school is 10% or more below the contracted enrollment on October 1st.</p>			

4.4	Student Recruitment and Enrollment	The School has a recruitment strategy that yields consistent enrollment within the charter’s contracted enrollment range.	Commission reviews Oct 1st enrollment figure.
-----	------------------------------------	---	---

SECTION 5: SCHOOL MISSION AND STUDENT PERSISTENCE
Mission and Key Design Elements: The school is faithful to its mission, implements the key design elements outlined in its charter.
Access: The school ensures access for all students eligible to attend the school. Student enrollment and persistence is a leading indicator of school health.

Criterion	Indicator	Target	Rating
5.1	Mission and Key Design Implementation	1. The school demonstrates its approved mission. 2. The school implements the key design elements* in the approved charter and any subsequently approved amendments in a manner that serves all of its students. 3. The Board and Administration share a common and consistent understanding of the school’s mission and key design elements outlined in the charter. * <i>Key Design Elements are aspects of the school, originally articulated in the charter application or in subsequent amendments, which make the school unique and distinct from other district or Charter Schools.</i>	<p>Meeting Expectations School is implementing the mission and design elements as outlined in the charter and amendments</p> <p>Approaching Expectations School is partially implementing the mission and design elements as outlined in the charter and amendments</p> <p>Not Meeting Expectations School is not implementing the majority of the mission and design elements as outlined in the charter and amendments</p>

5.2	Student Persistence - School Year	Persistence throughout the school year 85% or more of eligible ⁵ students enrolled on the last day of school will be the same students who were enrolled on State Student Count Day. ⁶	Exceeding Expectations 90% or more
			Meeting Expectations 85% - 89.9%
			Approaching Expectations 75% - 84.9%
			Not Meeting Expectations Fewer than 75%
5.3	Student Persistence - Year-to-year	Recurrent enrollment from one year to the next 85% or more of eligible students enrolled on the last day of school will have completed an Intent to Reenroll form for the following SY by the last day of school.	Exceeding Expectations 90% or more
			Meeting Expectations 85% - 89.9%
			Approaching Expectations 75% - 84.9%
			Not Meeting Expectations Fewer than 75%

⁵ Student residing in the state of Maine

⁶ Student Count day is October 1.

SECTION 6: SCHOOL CUSTOMIZATION

- Schools will work with the Commission to design and execute customized criteria that enhances the context and connection to the school's mission.

Criterion	Indicator	Target	Rating
6.1.	Campus: Attendance	75% of students will meet their individual attendance goal.	Exceeding Expectations Exceeds 85%
			Meeting Expectations 75% - 84.9%
			Approaching Expectations 65%-74.9%
			Not Meeting Expectations Fewer than 65%
6.2	Campus: Graduation	85% of eligible seniors enrolled on the last day of school will graduate at the end of the year	Exceeding Expectations Exceeds 95%
			Meeting Expectations 85% - 94.9%
			Approaching Expectations 75% - 84.9%
			Not Meeting Expectations Fewer than 75%

6.3	Campus: Participation on NWEA MAP testing	90% Participation on Fall and Spring MAP (local) Testing for Campus	<p>Exceeding Expectations Exceeds 95%</p> <p>Meeting Expectations 90% - 94.9%</p> <p>Approaching Expectations 75% - 89.9%</p> <p>Not Meeting Expectations Fewer than 75%</p>
6.4	Threshold: Engagement Goals	<p>75% of students will meet their Engagement Goals by the end of the year. Every student will create one specific, measurable goal with their teacher based on the data from the following criteria:</p> <ul style="list-style-type: none"> I. Credit/Transcript Deficiencies (1-4) <ul style="list-style-type: none"> 1. Behind more than 10 credits (2 or more years behind) 2. Behind 5 credits or more (1 year behind) 3. Behind 1-5 credits 4. On pace II. Absenteeism History (1-4) <ul style="list-style-type: none"> 1. Absent 50% or more of previous year's calendar days 2. Chronically absent for entire year (17-87 absences) 3. Chronically absent for 1-4 quarters (absent 5-16 absences) 4. Not chronically absent in any quarter in 	<p>Exceeding Expectations Exceeds 85%</p> <p>Meeting Expectations 75% - 84.9%</p>

		<p>previous year</p> <p>III. Graduation Likelihood (1-4)</p> <ol style="list-style-type: none"> 1. Will take 2 or more years extra to graduate 2. Will take between one to two extra years to graduate 3. Will take less than one extra year to graduate 4. Will graduate within four years of entering high school <p>IV. Familial and Community Support (1-4)</p> <ol style="list-style-type: none"> 1. Little to No Support from Family and Community 2. Infrequent Support from Family and Community 3. Frequent Support from Family or Community 4. Consistently Strong Support from Family and Community 	<p>Approaching Expectations 65% - 74.9%</p>
			<p>Not Meeting Expectations Fewer than 65%</p>
<p>6.6</p>	<p>Threshold: Participation on NWEA MAP testing</p>	<p>80% Participation on Fall and Spring MAP (local) Testing for Threshold</p>	<p>Exceeding Expectations Exceeds 90%</p> <p>Meeting Expectations 80% - 89.9%</p> <p>Approaching Expectations 70% - 79.9%</p> <p>Not Meeting Expectations Fewer than 70%</p>

Acknowledgements:

The Maine Charter School Performance Framework was developed with the support and collaboration of our partners. In particular, we would like to acknowledge the team at the Massachusetts Department of Elementary and Secondary Education that developed the Massachusetts Charter School Performance Criteria, from which we adopted much of our Program Delivery, Capacity, School Leadership, Governing Board, and Mission and Key Design Elements language. For their thoughtful feedback and contributions, we would like to thank the National Association of Charter School Authorizers, the National Charter Schools Institute, WestEd, the Charter School Resource Center, Ryan Marks at the Colorado Charter Schools Institute, Dr. Kenneth Holder at Northern Michigan University, and Erin Kupferberg at Verite Educational Services. Finally, we would like to thank the Maine Charter Schools for their feedback, continued partnership, and for the work they do on behalf of the students and families in Maine.

Certificate Of Completion

Envelope Id: 34555364810B4A68809776EACDEBF91D	Status: Completed
Subject: Complete with DocuSign: MeANS - Revised Performance Framework Approved 2.13.24.pdf	
Source Envelope:	
Document Pages: 33	Signatures: 3
Certificate Pages: 5	Initials: 0
AutoNav: Enabled	Envelope Originator:
Enveloped Stamping: Enabled	Amy Allen
Time Zone: (UTC-05:00) Eastern Time (US & Canada)	Amy.L.Allen@maine.gov
	IP Address: 65.131.255.157

Record Tracking

Status: Original	Holder: Amy Allen	Location: DocuSign
4/9/2024 4:32:00 PM	Amy.L.Allen@maine.gov	
Security Appliance Status: Connected	Pool: StateLocal	
Storage Appliance Status: Connected	Pool: Maine Department of Education	Location: DocuSign

Signer Events

Matt Newberg
 mnewberg@maineacademy.org
 Security Level: Email, Account Authentication (None)

Signature

DocuSigned by:

 C138E2B49F0D45B...

Timestamp


Sent: 4/9/2024 4:34:17 PM
 Viewed: 4/12/2024 1:57:26 PM
 Signed: 4/12/2024 1:57:36 PM

Signature Adoption: Pre-selected Style
 Using IP Address: 169.244.187.34

Electronic Record and Signature Disclosure:

Accepted: 4/12/2024 1:57:26 PM
 ID: 235fa0ff-74cb-4810-a5ea-c6dc5e228d39

Michael R. Muir
 mikemuir@me.com
 Director

DocuSigned by:

 8E9BDBC3575D424...


Sent: 4/12/2024 1:57:38 PM
 Resent: 5/1/2024 2:28:38 PM
 Viewed: 5/1/2024 2:32:24 PM
 Signed: 5/1/2024 2:32:44 PM

Signature Adoption: Drawn on Device
 Using IP Address: 169.244.143.178

Electronic Record and Signature Disclosure:

Accepted: 8/4/2022 12:44:09 PM
 ID: 4bbd8400-659a-41f0-8b72-9a297907d73a

Norm Higgins
 normhiggins@me.com

DocuSigned by:

 DCD3858F0ACD409...

Sent: 5/1/2024 2:32:46 PM
 Viewed: 5/1/2024 7:40:24 PM
 Signed: 5/1/2024 7:40:40 PM

Signature Adoption: Pre-selected Style
 Using IP Address: 161.129.29.188

Electronic Record and Signature Disclosure:

Accepted: 5/1/2024 7:40:24 PM
 ID: 55cd3ae2-2405-4cce-9226-84a8a4f7cf89

In Person Signer Events	Signature	Timestamp
Editor Delivery Events	Status	Timestamp
Agent Delivery Events	Status	Timestamp
Intermediary Delivery Events	Status	Timestamp

Certified Delivery Events	Status	Timestamp
----------------------------------	---------------	------------------

Carbon Copy Events	Status	Timestamp
---------------------------	---------------	------------------

Witness Events	Signature	Timestamp
-----------------------	------------------	------------------

Notary Events	Signature	Timestamp
----------------------	------------------	------------------

Envelope Summary Events	Status	Timestamps
--------------------------------	---------------	-------------------

Envelope Sent	Hashed/Encrypted	4/9/2024 4:34:17 PM
Certified Delivered	Security Checked	5/1/2024 7:40:24 PM
Signing Complete	Security Checked	5/1/2024 7:40:40 PM
Completed	Security Checked	5/1/2024 7:40:40 PM

Payment Events	Status	Timestamps
-----------------------	---------------	-------------------

Electronic Record and Signature Disclosure

ELECTRONIC RECORD AND SIGNATURE DISCLOSURE

From time to time, Carahsoft OBO Maine Department of Education (we, us or Company) may be required by law to provide to you certain written notices or disclosures. Described below are the terms and conditions for providing to you such notices and disclosures electronically through the DocuSign system. Please read the information below carefully and thoroughly, and if you can access this information electronically to your satisfaction and agree to this Electronic Record and Signature Disclosure (ERSD), please confirm your agreement by selecting the check-box next to 'I agree to use electronic records and signatures' before clicking 'CONTINUE' within the DocuSign system.

Getting paper copies

At any time, you may request from us a paper copy of any record provided or made available electronically to you by us. You will have the ability to download and print documents we send to you through the DocuSign system during and immediately after the signing session and, if you elect to create a DocuSign account, you may access the documents for a limited period of time (usually 30 days) after such documents are first sent to you. After such time, if you wish for us to send you paper copies of any such documents from our office to you, you will be charged a \$0.00 per-page fee. You may request delivery of such paper copies from us by following the procedure described below.

Withdrawing your consent

If you decide to receive notices and disclosures from us electronically, you may at any time change your mind and tell us that thereafter you want to receive required notices and disclosures only in paper format. How you must inform us of your decision to receive future notices and disclosure in paper format and withdraw your consent to receive notices and disclosures electronically is described below.

Consequences of changing your mind

If you elect to receive required notices and disclosures only in paper format, it will slow the speed at which we can complete certain steps in transactions with you and delivering services to you because we will need first to send the required notices or disclosures to you in paper format, and then wait until we receive back from you your acknowledgment of your receipt of such paper notices or disclosures. Further, you will no longer be able to use the DocuSign system to receive required notices and consents electronically from us or to sign electronically documents from us.

All notices and disclosures will be sent to you electronically

Unless you tell us otherwise in accordance with the procedures described herein, we will provide electronically to you through the DocuSign system all required notices, disclosures, authorizations, acknowledgements, and other documents that are required to be provided or made available to you during the course of our relationship with you. To reduce the chance of you inadvertently not receiving any notice or disclosure, we prefer to provide all of the required notices and disclosures to you by the same method and to the same address that you have given us. Thus, you can receive all the disclosures and notices electronically or in paper format through the paper mail delivery system. If you do not agree with this process, please let us know as described below. Please also see the paragraph immediately above that describes the consequences of your electing not to receive delivery of the notices and disclosures electronically from us.

How to contact Carahsoft OBO Maine Department of Education:

You may contact us to let us know of your changes as to how we may contact you electronically, to request paper copies of certain information from us, and to withdraw your prior consent to receive notices and disclosures electronically as follows:

To contact us by email send messages to: jennifer.l.tarr@maine.gov

To advise Carahsoft OBO Maine Department of Education of your new email address

To let us know of a change in your email address where we should send notices and disclosures electronically to you, you must send an email message to us at jennifer.l.tarr@maine.gov and in the body of such request you must state: your previous email address, your new email address. We do not require any other information from you to change your email address.

If you created a DocuSign account, you may update it with your new email address through your account preferences.

To request paper copies from Carahsoft OBO Maine Department of Education

To request delivery from us of paper copies of the notices and disclosures previously provided by us to you electronically, you must send us an email to jennifer.l.tarr@maine.gov and in the body of such request you must state your email address, full name, mailing address, and telephone number. We will bill you for any fees at that time, if any.

To withdraw your consent with Carahsoft OBO Maine Department of Education

To inform us that you no longer wish to receive future notices and disclosures in electronic format you may:

- i. decline to sign a document from within your signing session, and on the subsequent page, select the check-box indicating you wish to withdraw your consent, or you may;
- ii. send us an email to jennifer.l.tarr@maine.gov and in the body of such request you must state your email, full name, mailing address, and telephone number. We do not need any other information from you to withdraw consent.. The consequences of your withdrawing consent for online documents will be that transactions may take a longer time to process..

Required hardware and software

The minimum system requirements for using the DocuSign system may change over time. The current system requirements are found here: <https://support.docusign.com/guides/signer-guide-signing-system-requirements>.

Acknowledging your access and consent to receive and sign documents electronically

To confirm to us that you can access this information electronically, which will be similar to other electronic notices and disclosures that we will provide to you, please confirm that you have read this ERSD, and (i) that you are able to print on paper or electronically save this ERSD for your future reference and access; or (ii) that you are able to email this ERSD to an email address where you will be able to print on paper or save it for your future reference and access. Further, if you consent to receiving notices and disclosures exclusively in electronic format as described herein, then select the check-box next to ‘I agree to use electronic records and signatures’ before clicking ‘CONTINUE’ within the DocuSign system.

By selecting the check-box next to ‘I agree to use electronic records and signatures’, you confirm that:

- You can access and read this Electronic Record and Signature Disclosure; and
- You can print on paper this Electronic Record and Signature Disclosure, or save or send this Electronic Record and Disclosure to a location where you can print it, for future reference and access; and
- Until or unless you notify Carahsoft OBO Maine Department of Education as described above, you consent to receive exclusively through electronic means all notices, disclosures, authorizations, acknowledgements, and other documents that are required to be provided or made available to you by Carahsoft OBO Maine Department of Education during the course of your relationship with Carahsoft OBO Maine Department of Education.